

# 2017-2018 Annual Report



## Beacon Academy

### Mission Statement


Beacon Academy will promote intellectual and personal development through professionally focused, summative and formative learning opportunities, preparing students to succeed, lead, and serve. The School will be dedicated to providing student-centered services in a professional and compassionate manner, utilizing highly trained and committed staff to individualize educational strategies that will empower each student to succeed in a cutting edge learning environment.

### Sponsor Statement

ERCO works closely with the governing boards, leaders and educators of schools we sponsor to provide resources and technical assistance that help them fulfill the mission we share: empowering and preparing children for successful, productive lives. Since our founding as a not-for-profit organization in February 2005, ERCO has partnered with the Ohio Department of Education to assist schools, protect public interests, ensure accountability, and respect school autonomy. community schools and authorizers.

### Vision Statement


Beacon Academy will strive to be recognized as a model of academic excellence, characterized as engaged, dynamic, growing, and adding value to the lives of its students, staff, and community, and to become a laboratory for the development of best-practices in every aspect of education.



## School Administration



**Brian Hairston, Administrator**  
**Beacon Academy**  
 1379 Garfield Avenue SW, Suite A  
 Canton, OH 44706



## School Board

**Mark Curry**  
**James Grant**  
**Earle Harris**  
**Davison Mupinga Ph.D**  
**Randolph Walters**

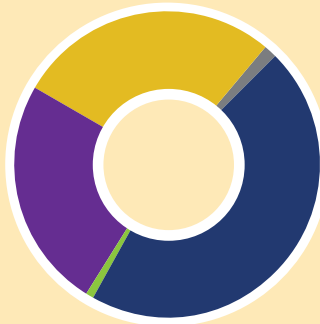
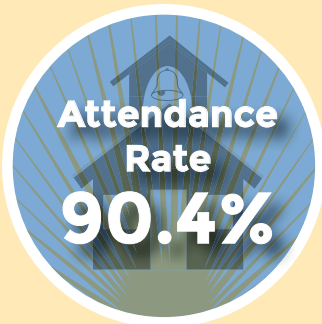
## Financial Statement

**Total Assets: ..... \$133,504**  
**Total Liabilities: ..... \$204,180**  
**Total Operating expenses: ... \$1,732,606**  
**Total Operating revenues: .... \$1,510,607**  
**Total non-operating revenues: ... \$294,833**

*Presentation Excludes GASB 68  
 Amounts Obtained From June 30, 2018 Board Financial Reports- Unaudited*



## Demographic Chart



Demographic Categories	Number of Students
African American	71
Asian	0
Hispanic	1
American Indian/Native Alaskan	0
Multiracial	38
Native Hawaiian/Pac. Islander	0
White, Non-Hispanic	43
Unknown	2

# School Achievement Highlights



**Our yearly wrap around services included:** Girl Scouts, Hannah’s House, CommQuest, Recycling, NEO Behavioral Health, OSU Nutrition and Education, Grace Initiative, Officer Sharpe Visits, Parent Room (is available for computer work and laundry if necessary). St. Michaels (uniform closet), Weekender Backpack program, Genius Challenge, Ex-News Boys, Kid Mobile/ Book Mobile, Children’s Hunger Alliance (tutoring and food).

- Back to School Bash
- Beacon University
- Open House Parent Event
- Grandparents Day
- Constitution Week
- ROAR Week
- Picture Days
- Kindness/Adventure Assembly
- Academic Awards, all quarters

- Veterans Week
- Mobile Dentist
- Merit Auctions and ROAR Week (all quarters)
- Winter Art Showcase
- Holidays around the World
- Fall and Winter Festivals
- Black History Month, program
- Read Across America with guest speakers
- Day for Dads

- Earth Day Activities
- Pep Rally for Air testing
- Teacher Appreciation Week
- May for Mothers
- Beacon Field Day
- Talent Show
- 8th grade Graduation
- Kindergarten Promotion
- You Matter Night
- Students participated in all required testing; STARS, KRA, AIR

## Academic Goals

All Beacon students will display at least 1 year of growth as measured by Renaissance STAR 360 testing.

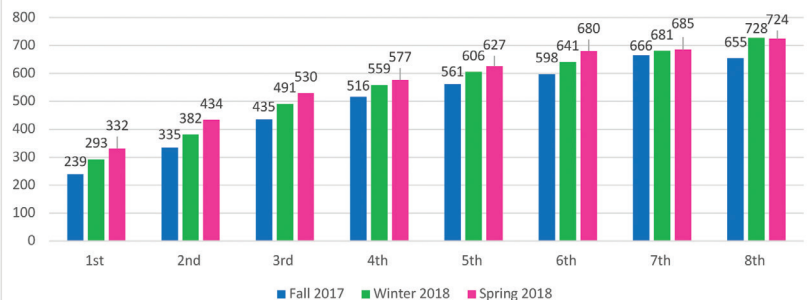
Beacon will meet or exceed 93% attendance for the 2016-2017 school year.

Beacon students will master at least 85% of grade level content in Reading as measured by Renaissance STAR 360 testing.

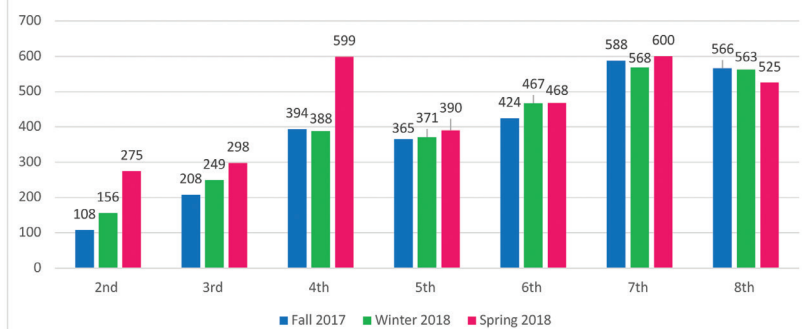
Beacon students will master at least 85% of grade level content in Math as measured by Renaissance STAR 360 testing.

## Academic Testing

Fall 17-to-Spring 18 STAR Math Average Scaled Score



Fall-to-Spring STAR Reading Average Scaled Score



# State Report Card

**F**

## Beacon Academy

School Grade

Districts and schools report information for the Ohio School Report Cards on specific marks of performance, called measures, within broad categories called components. They receive grades for up to ten measures and six components.

### Achievement

The Achievement Component represents whether student performance on state tests met established thresholds and how well students performed on tests overall. A new indicator measures chronic absenteeism.

Performance Index

41.0%

Indicators Met

8.3%

**F**

Component Grade

F

F

### Graduation Rate

The Graduation Rate component looks at the percent of students who are successfully finishing high school with a diploma in four or five years.

Graduation Rates

0.0% of students graduated in 4 years

0.0% of students graduated in 5 years

**NR**

Component Grade

NR

NR

### Progress

The Progress component looks closely at the growth that all students are making based on their past performances.

Value-Added

Overall

Gifted

Lowest 20% in Achievement Students with Disabilities

**C**

Component Grade

C

NR

C

D

### Gap Closing

The Gap Closing component shows how well schools are meeting the performance expectations for our most vulnerable students in English language arts, math, graduation and English language proficiency.

Annual Measurable Objectives

20.1%

**F**

Component Grade

F

### Prepared for Success

Whether training in a technical field or preparing for work or college, the Prepared for Success component looks at how well prepared Ohio's students are for all future opportunities.

**NR**

Component Grade

F



**Beacon Academy**

1379 Garfield Avenue SW, Suite A  
Canton, OH 44706  
330-941-5852

[www.beaconacademyedu.org](http://www.beaconacademyedu.org)  
Beacon-Academy-Garfield-Campus

an  EEG school